

CORE AIM 4

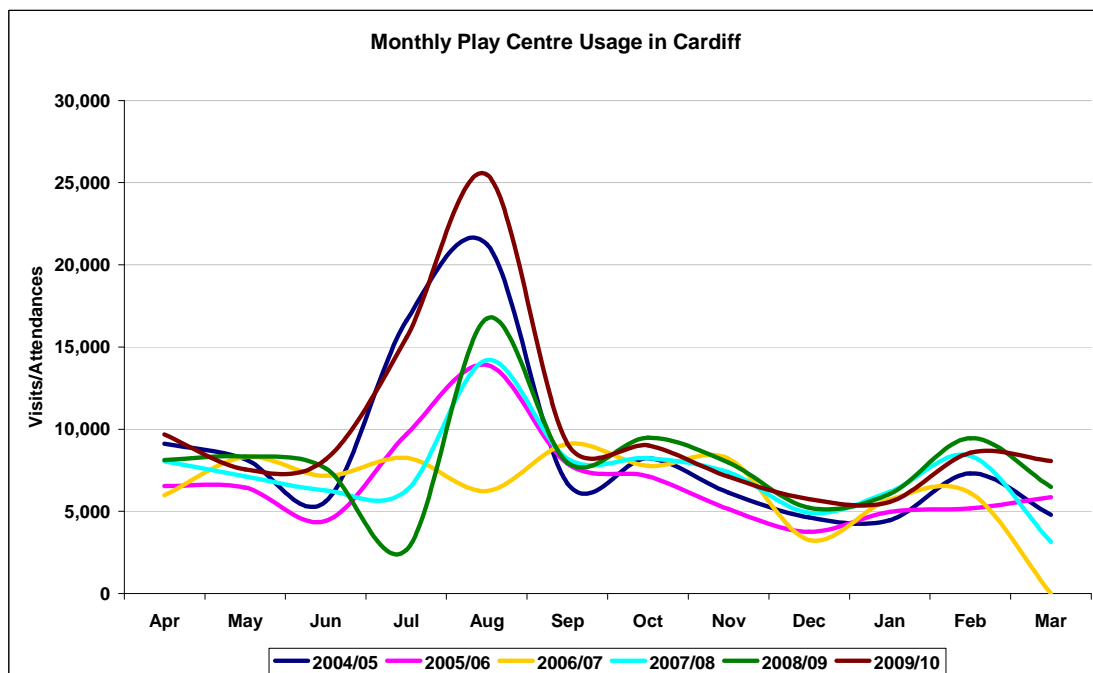
Play Centre Usage

Total Play Centre Usage in Cardiff, 2009/10

Month	2004/05	2005/06	2006/07	2007/08	2008/09	2009/10
April	9,128	6,535	5,976	8,052	8,126	9,676
May	8,179	6,449	8,307	7,136	8,337	7,553
June	5,603	4,416	7,160	6,271	7,616	8,163
July	16,590	9,681	8,253	6,267	2,649	15,549
August	21,239	13,909	6,240	14,204	16,733	25,481
September	6,698	7,912	9,104	8,202	7,978	9,116
October	8,225	7,137	7,766	8,232	9,481	9,018
November	6,143	5,140	8,206	7,378	7,963	7,105
December	4,623	3,759	3,257	4,913	5,227	5,740
January	4,467	4,968	5,727	6,184	6,061	5,582
February	7,311	5,180	6,119	8,368	9,458	8,555
March	4,792	5,856	0	3,133	6,497	8,065
Total	102,998	80,942	76,115	88,340	96,126	119,603

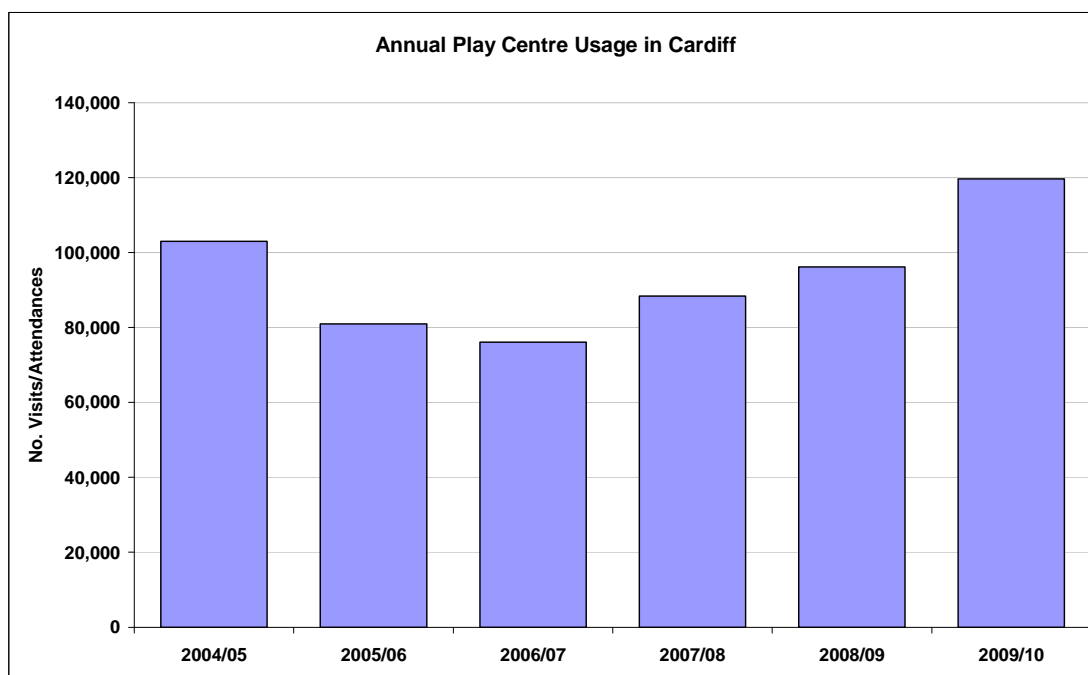
Source: Leisure & Play, Direct Services, Cardiff Council

Monthly play centre usage in Cardiff in 2009/10 generally compared favourably with equivalent figures from previous years with the highest attendance occurring during the summer.



Source: Leisure & Play, Direct Services, Cardiff Council

Annual play centre usage grew from 102,998 to 119,603 between 2004/05 and 2009/10. This represented an overall increase of 16% despite attendance declining at the start of the period with numbers reaching a low of 76,115 in 2006/07.



Source: Leisure & Play, Direct Services, Cardiff Council

Library Usage

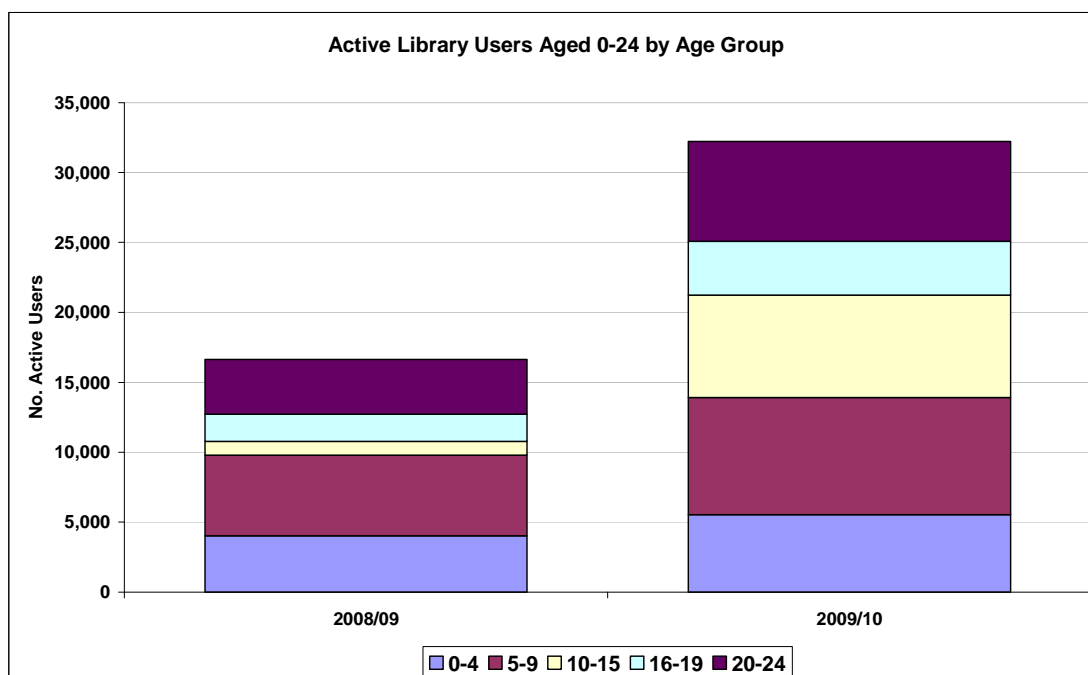
The number of active library users (i.e. a person who has borrowed, renewed or reserved an item) at Cardiff Libraries that are aged 0 to 24 almost doubled between 2008/09 and 2009/10. Each of the age group's within this range also experienced an increase of more than 25% with the greatest growth being found in the 10 to 15 category where the number of active users rose by 86.7%.

Active Users of Cardiff Libraries Aged 0-24 by Age Group

Age Group	Active Users 2008/09	Active Users 2009/10
0-4	4,027	5,524
5-9	5,765	8,374
10-15	977	7,342
16-19	1,950	3,845
20-24	3,925	7,137
Total	16,644	32,222

Source: Libraries, Household & Neighbourhood Renewal, Cardiff Council

NB. 2006/07 & 2007/08 figures to follow



Source: Libraries, Household & Neighbourhood Renewal, Cardiff Council
 NB. 2006/07 & 2007/08 figures to follow

Children's Activities Delivered by Cardiff Libraries

Children's Activities	2006/07	2007/08	2008/09	2009/10
Bookstart babies registered	2,099	1,116	3,057	n/k
Surestart events	27	13	-	-
Flying Start events in libraries	-	-	62	39
Flying Start events in other locations	-	-	50	95
LAP events	29	106	65	80 (est)
Reading Clubs for children	3	10	6	6
Summer Reading Scheme participants	2,892	2,122	2,685	3,882

Source: Libraries, Household & Neighbourhood Renewal, Cardiff Council
 NB. 2006/07 and 2007/08 figures are taken from the previous Needs Assessment.
 Surestart has now become Flying Start. Bookstart babies registered in 2009/10 not known due to errors in the dataset.

Music Development Fund (text provided by Emma Coulthard)

The Music Development programme, delivered by Cardiff County and Vale of Glamorgan Music Service, aims to deliver high quality musical experiences across the Authority in an inclusive and supportive environment. Central to our approach is the belief that all children should have the opportunity to develop their musical skills regardless of circumstances, and we continue to strive for a service that is equipped to assess and meet the needs of a wider range of learners. We work as a team, seeking partnerships both within the Council and with outside agencies, to maximise the potential for creating a real and lasting impact and to share good practice. We present a range of long and short-term projects and performances at central venues and in Community settings, developing key partnerships with other organisations, giving us even to scope to extend and enhance what we can present. Some key achievements:

- We facilitate musical learning for about 3,000 learners per year
- We have secured long-term commitment from Hebert Thompson, Ninian Park, Baden Powell and Hywel Dda Primary Schools
- An increasing number of Vale Schools are buying in the service
- We have brokered over £50,000 back in to the service in the past year
- Established an Infants' Singing Festival with 500 pupils in partnership with the WMC

- Developed a mentoring scheme with the Royal Welsh College of Music and Drama, and article on which was published in 'Primary Music Today'
- Presented at 'Music Learning Live!' National Conference of Music Education, Royal Northern College of Music Manchester
- Presented a poster at the National Association of Music Educators conference, University of York
- Performed with Herbert Thompson Primary School at the WMC fifth birthday Gala Dinner
- Developed Rock and pop tuition across the City, presenting live music nights for under 18s at 'The Globe' in Cardiff
- Increased the opportunities for children to hear live music in their communities
- Established firm links with Communities First and Ely Festival

The Music Development Fund is crucial in enabling us to deliver on key issues outlined in the Children and Young People's Plan, ensuring that all children and young people can benefit from the musical opportunities that Cardiff has to offer.

Activity	Primary/Infant schools	Secondary schools	Total no participants	Participations (approx)
Big Celebration of Little Voices	11	0	500	500
'Let's go Samba'	13	0	415	2,490
Steel Pans	4	3	294	8,820
Global Music Maker	9	0	475	4,750
Rock School	9	4	269	4,375
Special Schools workshops	4	3	403	12,090
African/Indian Drumming	3	4	126	3,780

Source: Cardiff & Vale Music Service

Youth Club Usage

Between 2005/06 and 2008/09 the number of youth club members and youth club attendance both increased by over 70%. In addition, the number of young people completing an accredited course within the youth service nearly trebled between 2006/07 and 2008/09.

Youth Club Usage in Cardiff, 2005/06 – 2008/09

	2005/06	2006/07	2007/08	2008/09
No. of young people completing accredited course within the youth service	-	920	1,765	2,724
Youth Club Members	5,589	6,082	8,686	9,876
Youth Club Attendance	181,268	201,632	265,037	310,760

Source: Youth Service, Schools & Lifelong Learning, Cardiff Council
NB. 2009/10 figures to follow

Participation in Sport, Leisure & Cultural Activities

Survey Background

Information taken from Young People's Participation Survey produced by the Sports Council Wales.

Survey covers children aged 11-16 (Years 7-11).

Approximately 100 schools took part in each survey. Pupils of independently funded schools and special maintained schools were excluded from the surveys. Around 12000 young people completed each survey. In order to provide a balanced sample of schools and pupils, in line with socio-economic demographics, schools were selected on the basis of the proportion of pupils attending who were in receipt of free schools meals. In each school, the questionnaire is administered to one class from each year group (years seven to eleven) randomly selected by the school. It was emphasised to schools that classes were not to be selected according to criteria such as academic ability, free school meals, participation levels in sport or gender. As per previous surveys, data has been weighted to give each local authority and each year group its correct representation within the total 'All Wales' sample.

All of the surveys took place in the Autumn Term. The questions relating to extracurricular activity therefore relate to the previous calendar year.

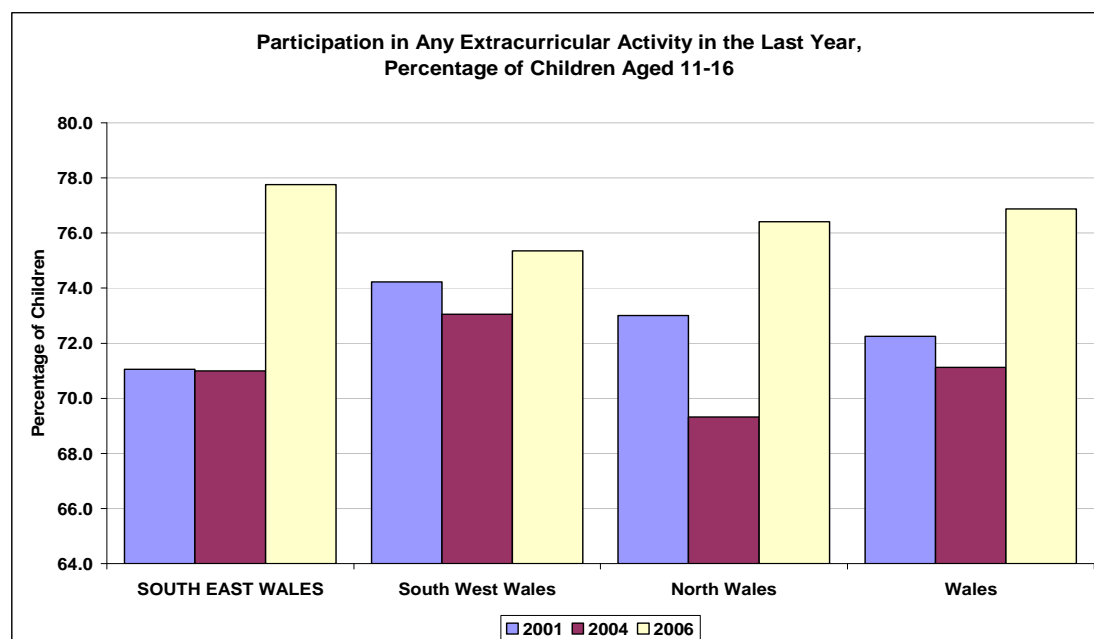
Regional office areas are used because sample size for Cardiff is too small.

South East: Blaenau Gwent; Bridgend; Caerphilly; Cardiff; Merthyr Tydfil; Monmouthshire; Newport; Powys; Rhondda Cynon Taff; Torfaen; Vale of Glamorgan.

South West: Carmarthenshire; Ceredigion; Neath and Port Talbot; Pembrokeshire; Swansea.

North: Anglesey; Conwy; Denbighshire; Flintshire; Gwynedd; Wrexham.

Between 2001 and 2006 the percentage of children in South East Wales aged 11 to 16 who had participated in at least one session of extracurricular sport (organised by school outside of lesson time) in the previous year increased from 71.1% to 77.8%. This resulted in the area improving from having the lowest participation rate in Wales in 2001 to the highest in 2006. The national average was 76.9% in 2006.

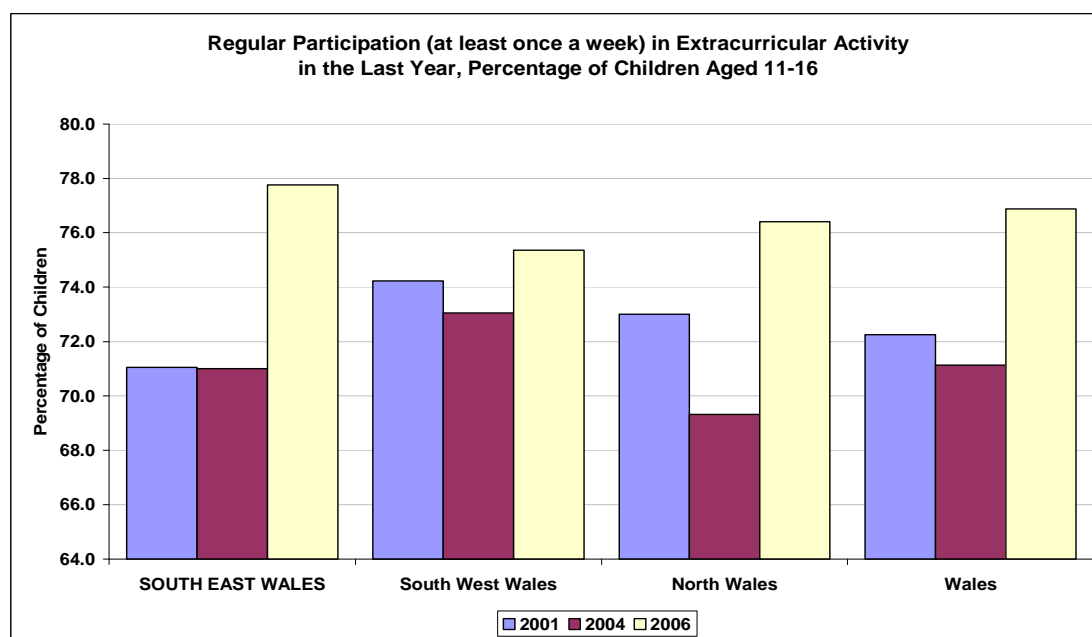


Source: Young People's Participation Survey, Sports Council Wales

Definition: % of young people who took part in least one session of extracurricular sport (sport organised by school outside of lesson time) in the last year.

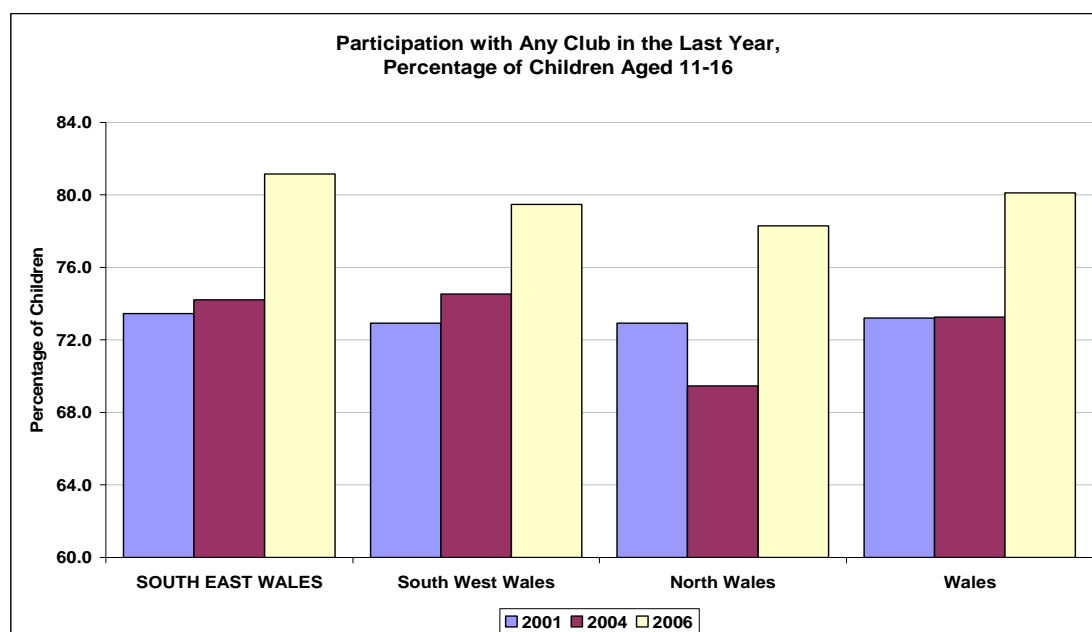
NB. 2009 Survey results to follow.

The percentage of children in South East Wales aged 11 to 16 who had participated in extracurricular sport at least once a week in the previous year increased from 41.7% to 49.8% between 2001 and 2006. This caused the area's participation rate to improve from being the lowest in Wales in 2001 to being the highest in 2006. The national average was 47.2% in 2006.



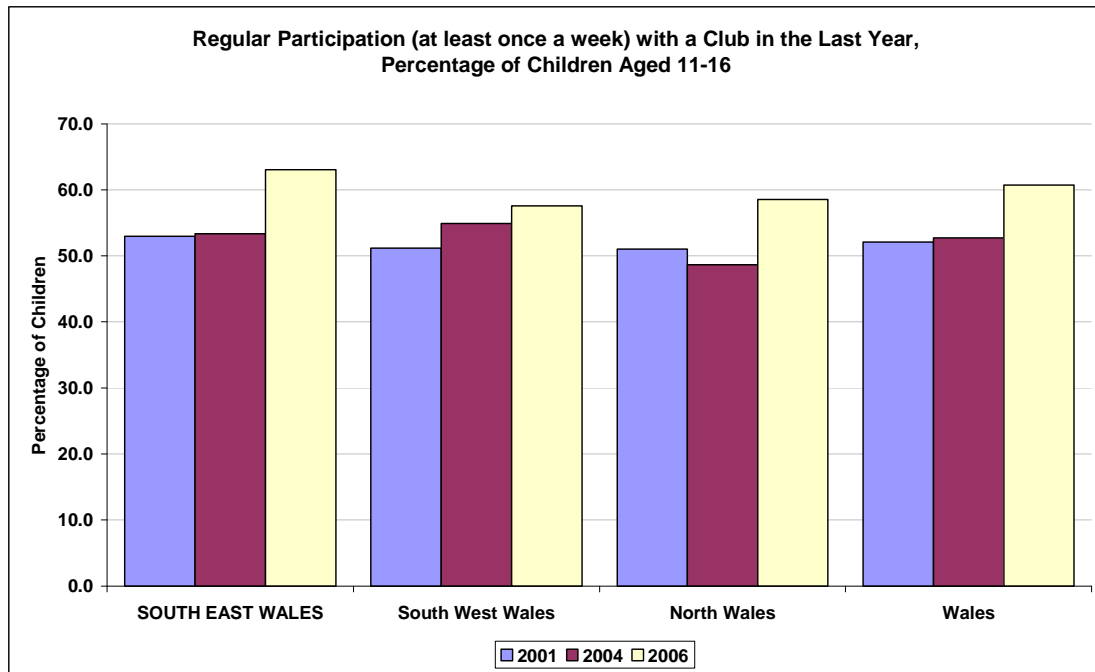
Source: Young People's Participation Survey, Sports Council Wales
 Definition: % of children who take part in extracurricular sport at least once a week.
 NB. 2009 Survey results to follow.

Between 2001 and 2006 the percentage of children in South East Wales aged 11 to 16 who had taken part in sport or physical activity with a club (not organised by the school) in the previous year increased from 73.5% to 81.1%. In comparison, the national average in 2006 was 80.1%. The region also had the highest participation rate in Wales in both 2001 and 2006 despite falling below South West Wales in 2004.



Source: Young People's Participation Survey, Sports Council Wales
 Definition: % of young people who have taken part in sport or physical activity with a club (not organised by the school) in the last year.
 NB. 2009 Survey results to follow.

The percentage of children in South East Wales aged 11 to 16 who had taken part in sport or physical activity with a club (not organised by the school) at least once a week in the previous year increased from 53.0% to 63.0% between 2001 and 2006. In comparison, the national average was 60.7% in 2006. Despite falling below South West Wales in 2004, the region also had the highest participation rate in Wales in both 2001 and 2006.



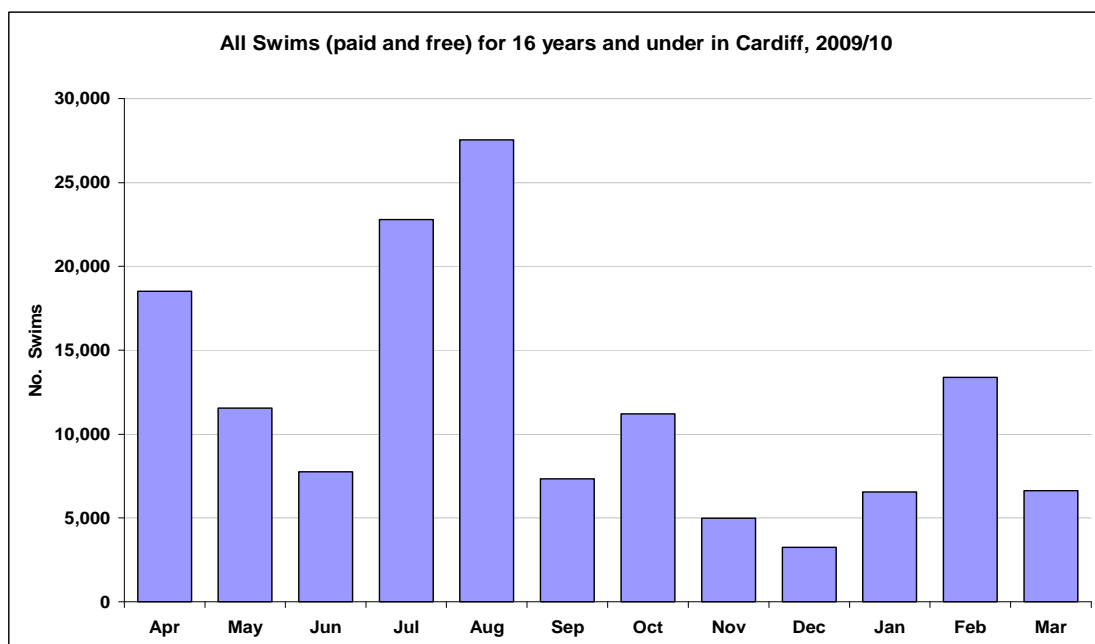
Source: Young People's Participation Survey, Sports Council Wales

Definition: % of young people who take part in sport or physical activity with a club (not organised by the school) at least once a week.

NB. 2009 Survey results to follow.

Swimming – 16 Years and Under

A monthly breakdown of all swims (paid and free) in Cardiff by children aged 16 and under in 2009/10 can be seen in the chart below. The figures range from 3,261 in December to 27,535 in August.

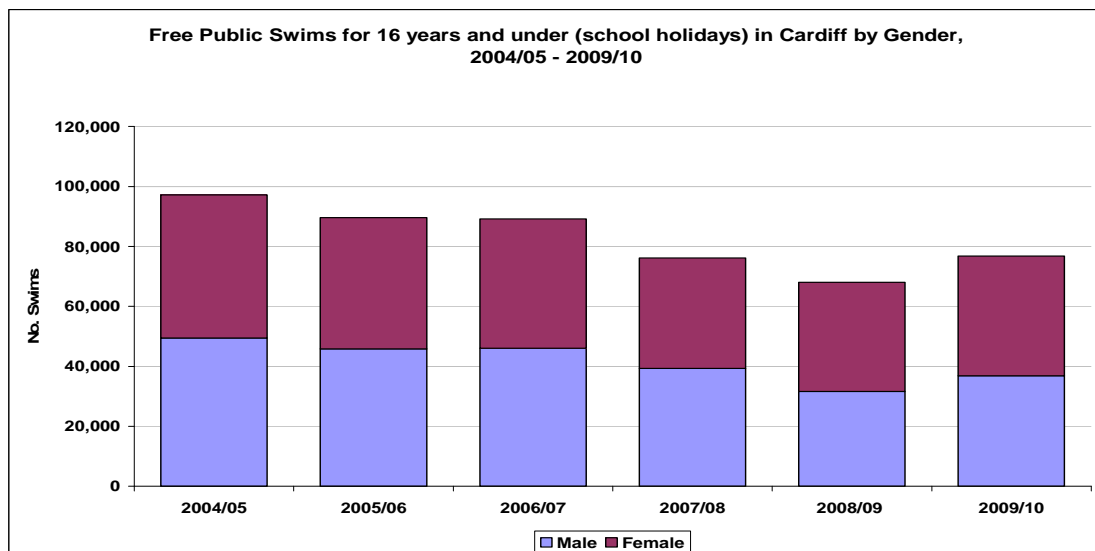


Source: Data Unit

The number of free public swims (during school holidays) for children aged 16 and under in Cardiff has decreased from 97,243 in 2004/05 to 76,847 in 2009/10. This represents a fall of 21.0% but is less than the decline seen across Wales over the same period of 30.4%.

Between 2005/06 and 2009/10 the number of children aged 16 and under attending free structured activities (during school holidays) in Cardiff has increased by 158.6% from 1,865 to 4,822. This compares with an increase of 88.8% across the whole of Wales.

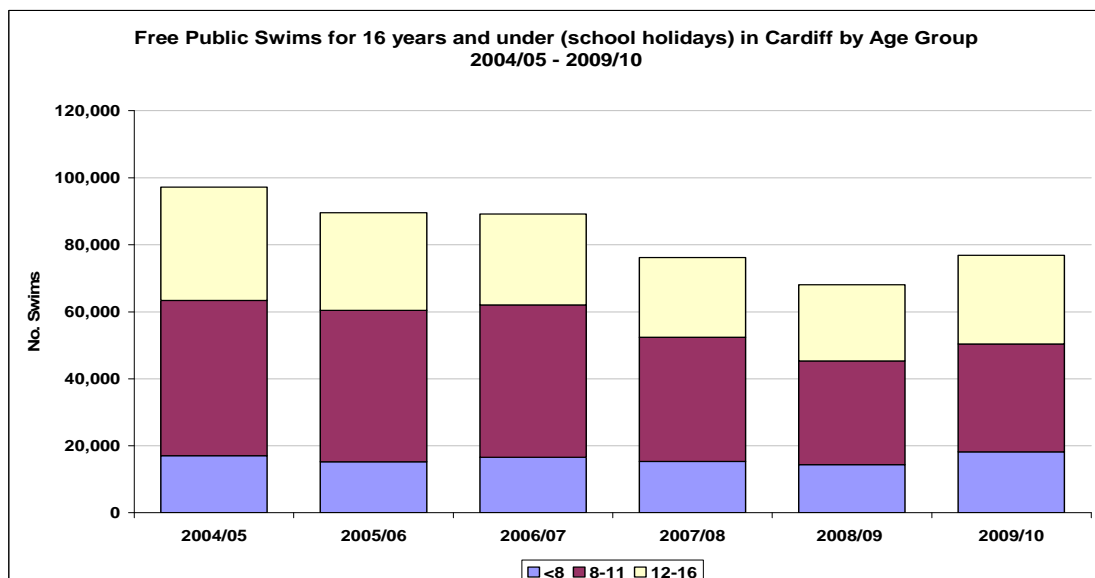
A breakdown by gender of the number of free public swims (during school holidays) in Cardiff by children aged 16 and under between 2004/05 and 2009/10 can be seen in the chart below.



Source: Data Unit

In 2009/10, 47.9% of the swimmers in Cardiff were male, up from 50.9% in 2004/05, and compared with 50.9% in Wales.

A breakdown by age group of the number of free public swims (during school holidays) in Cardiff by children aged 16 and under between 2004/05 and 2009/10 can be seen in the chart below.



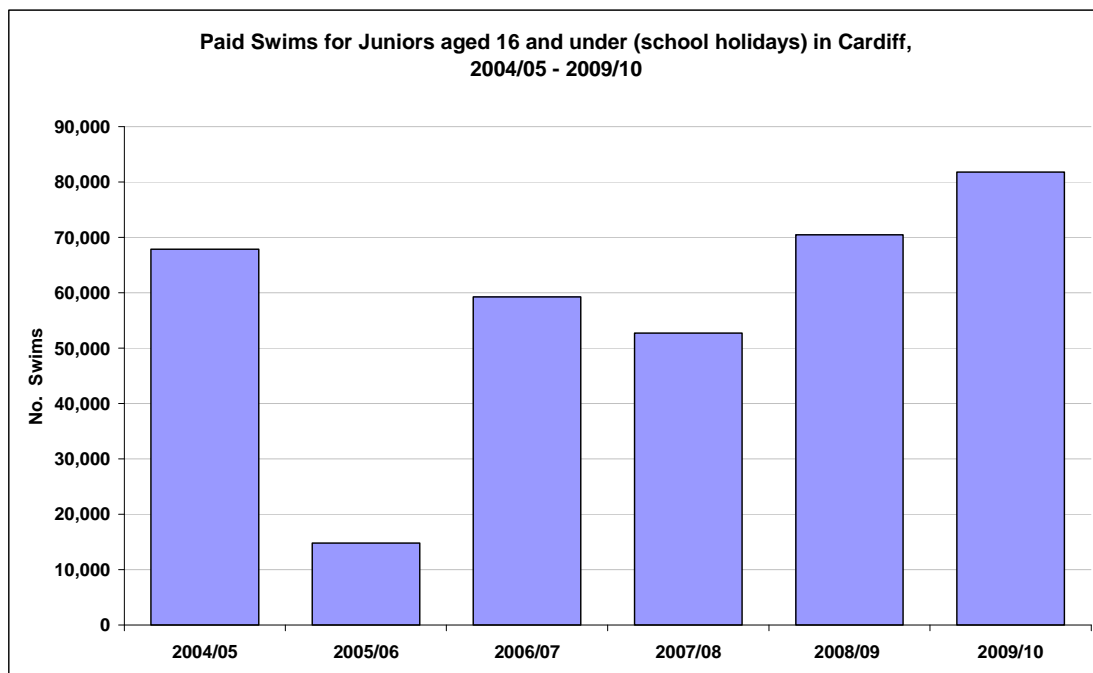
Source: Data Unit

In 2009/10, 23.7% of the swimmers in Cardiff were aged under 8, up from 17.5% in 2004/05, and compared with 19.2% in Wales.

In 2009/10, 41.9% of the swimmers in Cardiff were aged 8-11, down from 47.6% in 2004/05, and compared with 45.8% in Wales.

In 2009/10, 34.4% of the swimmers in Cardiff were aged 12-16, down from 34.8% in 2004/05, and compared with 35.0% in Wales.

The number of paid swims (during school holidays) in Cardiff by children aged 16 and under between 2004/05 and 2009/10 can be seen in the chart below.



Source: Data Unit

Between 2004/05 and 2009/10 the number of paid swims (during school holidays) in Cardiff by children aged 16 and under increased from 67,902 to 81,812 despite a large decline to just 14,807 in 2005/06. This represented an overall increase of 20.5%, well below that seen across the whole of Wales (63.3%).